

33 100m Breaststroke Men Heat

Official

13NZR

13 Years New Zealand Short Course Record

1:06.33

2022-08-26
Auckland

Cameron Karpik
United Swimming Club

14NZR

14 Years New Zealand Short Course Record

1:04.11

2023-08-11
Hawkes Bay

Cameron Karpik
United Swimming Club

NZR

Open New Zealand Short Course

57.67

2014-09-02

Glenn Snyders



















Show more

Entries

Heats

Summary

Total

Rank	Competitor	Age	Club	RT	PTS	Result
1	 Gilbert Joshua	23	 Club 37	0.64		58.08 Entry: 58.98 (-0.90)
	25m: 12.43 50m: 27.22 (14.79) 75m: 42.53 (15.31) 100m: 58.08 (15.55)					
2	 Slessor James	20	 Waitakere ...	0.66		1:00.85 Entry: 1:01.78 (-0.93)
	25m: 13.20 50m: 28.80 (15.60) 75m: 44.66 (15.86) 100m: 1:00.85 (16.19)					
3	 Hughes Hara	18	 United Swi...	0.66		1:01.69 Entry: 1:01.47 (+0.22)
	25m: 13.06 50m: 28.91 (15.85) 75m: 45.29 (16.38) 100m: 1:01.69 (16.40)					
4	 Helms Blair	22	 North Shor...	0.67		1:02.18 Entry: 1:00.62 (+1.56)
	25m: 13.08 50m: 28.94 (15.86) 75m: 45.32 (16.38) 100m: 1:02.18 (16.86)					
5	 Biddell (V) Harrison	19	 Australia	0.65		1:02.19 Entry: 1:00.77 (+1.42)
	25m: 13.53 50m: 29.37 (15.84) 75m: 45.66 (16.29) 100m: 1:02.19 (16.53)					
6	 Morton Oliver	18	 Nelson Sou...	0.62		1:02.23 Entry: 1:03.76 (-1.53)
	25m: 13.41 50m: 29.43 (16.02) 75m: 45.56 (16.13) 100m: 1:02.23 (16.67)					
7	 Dreaver Tom	22	 Wharehenui S...	0.65		1:02.54 Entry: 1:02.09 (+0.45)
	25m: 13.29 50m: 29.14 (15.85) 75m: 45.54 (16.40) 100m: 1:02.54 (17.00)					
8	 Reiher Joseph	17	 Porirua City...	0.72		1:02.67 Entry: 1:04.24 (-1.57)
	25m: 13.89 50m: 29.91 (16.02) 75m: 46.34 (16.43) 100m: 1:02.67 (16.33)					
9	 Faleafa Blake	18	 Coast Swi...	0.67		1:03.11 Entry: 1:03.88 (-0.77)

25m: 13.30 50m: 29.50 (16.20) 75m: 46.14 (16.64)
100m: 1:03.11 (16.97)

10  **Kolenbet (V) Oscar** 15  **Australia** 0.61 **1:03.32**
Entry: 1:05.11 (-1.79)

25m: 13.73 50m: 30.04 (16.31) 75m: 46.47 (16.43)
100m: 1:03.32 (16.85)

11  **Arrowsmith Leo** 17  **United Swi...** 0.67 **1:03.45**
Entry: 1:01.68 (+1.77)

25m: 13.67 50m: 29.65 (15.98) 75m: 46.11 (16.46)
100m: 1:03.45 (17.34)

12  **Li Benson** 18  **North Shor...** 0.73 **1:03.66**
Entry: 1:03.84 (-0.18)

25m: 13.49 50m: 29.66 (16.17) 75m: 46.36 (16.70)
100m: 1:03.66 (17.30)

13  **Cowen Nicholas** 17  **North Shor...** 0.66 **1:04.33**
Entry: 1:04.93 (-0.60)

25m: 14.03 50m: 30.13 (16.10) 75m: 46.95 (16.82)
100m: 1:04.33 (17.38)

14  **Mufana (V) Renzo-Eden** 15  **New Caled...** 0.67 **1:04.40**
Entry: 1:07.46 (-3.06)

25m: 13.64 50m: 30.21 (16.57) 75m: 47.10 (16.89)
100m: 1:04.40 (17.30)

15  **Bao Elwin** 16  **North Shor...** 0.67 **1:04.47**
Entry: 1:04.82 (-0.35)

25m: 13.89 50m: 30.08 (16.19) 75m: 46.99 (16.91)
100m: 1:04.47 (17.48)

16  **Gemmell Mahuta** 16  **Pukekohe ...** 0.63 **1:04.75**
Entry: 1:04.99 (-0.24)

25m: 14.35 50m: 31.33 (16.98) 75m: 47.66 (16.33)
100m: 1:04.75 (17.09)

17  **Markovich Nemanya** 16  **Roskill Swi...** 0.64 **1:04.77**
Entry: 1:06.36 (-1.59)

25m: 13.89 50m: 30.51 (16.62) 75m: 47.60 (17.09)
100m: 1:04.77 (17.17)

18  **Eley (V) Cael** 16  **Australia** 0.72 **1:04.78**
Entry: 1:06.01 (-1.23)

25m: 14.03 50m: 30.59 (16.56) 75m: 47.55 (16.96)
100m: 1:04.78 (17.23)

19  **Wheeler Rylind** 16  **North Cant...** 0.63 **1:04.81**
Entry: 1:05.20 (-0.39)























25m: 13.89 50m: 30.02 (16.13) 75m: 47.26 (17.24)
100m: 1:04.81 (17.55)

20  **Luscombe (V) Fletcher** 22  **Australia** 0.72 **1:05.21**
Entry: 1:02.69 (+2.52)

25m: 14.30 50m: 31.03 (16.73) 75m: 47.87 (16.84)
100m: 1:05.21 (17.34)

21  **Nodanche (V) Yaron** 15  **New Caled...** 0.73 **1:05.43**
Entry: 1:07.38 (-1.95)

25m: 14.26 50m: 31.10 (16.84) 75m: 48.36 (17.26)
100m: 1:05.43 (17.07)

22	 Kuzmenkov Dmitry	15	 North Shore...	0.65	1:05.51 Entry: 1:08.44 (-2.93)
	25m: 14.04 100m: 1:05.51 (17.44)	50m: 30.74 (16.70)	75m: 48.07 (17.33)		
23	 Yoon Jethrow	15	 Phoenix Aq...	0.65	1:05.85 Entry: 1:06.28 (-0.43)
	25m: 14.28 100m: 1:05.85 (17.65)	50m: 31.16 (16.88)	75m: 48.20 (17.04)		
24	 Hardie Orlando	16	 Hamilton Aq...	0.67	1:05.87 Entry: 1:06.01 (-0.14)
	25m: 13.94 100m: 1:05.87 (17.62)	50m: 31.23 (17.29)	75m: 48.25 (17.02)		
25	 Ludlow Caleb	17	 Alexandra ...	0.69	1:05.91 Entry: 1:04.80 (+1.11)
	25m: 13.87 100m: 1:05.91 (18.17)	50m: 30.51 (16.64)	75m: 47.74 (17.23)		
26	 O'Connor-Close Sean	19	 Pirates Swi...	0.66	1:06.10 Entry: 1:04.22 (+1.88)
	25m: 13.98 100m: 1:06.10 (18.17)	50m: 30.59 (16.61)	75m: 47.93 (17.34)		
27	 Sun Danny	14	 United Swi...	0.79	1:06.24 Entry: 1:06.06 (+0.18)
	25m: 14.18 100m: 1:06.24 (18.25)	50m: 30.63 (16.45)	75m: 47.99 (17.36)		
28	 Park John	16	 St Paul's S...	0.66	1:06.53 Entry: 1:06.46 (+0.07)
	25m: 14.24 100m: 1:06.53 (18.11)	50m: 31.21 (16.97)	75m: 48.42 (17.21)		
29	 Logger Thomas	20	 Nga Tai Tu...	0.68	1:07.06 Entry: 1:09.46 (-2.40)
	25m: 13.76 100m: 1:07.06 (18.69)	50m: 30.71 (16.95)	75m: 48.37 (17.66)		
30	 Yin Caleb	14	 Mt Eden S...	0.63	1:07.22 Entry: 1:08.45 (-1.23)
	25m: 14.31 100m: 1:07.22 (18.79)	50m: 31.07 (16.76)	75m: 48.43 (17.36)		
31	 BakerSefo Ionatana	16	 Pirates Swi...	0.72	1:07.25 Entry: 1:08.50 (-1.25)
	25m: 14.11 100m: 1:07.25 (18.68)	50m: 30.99 (16.88)	75m: 48.57 (17.58)		
32	 Wong Eric	15	 Ice Breaker...	0.57	1:07.64 Entry: 1:08.28 (-0.64)
	25m: 14.52 100m: 1:07.64 (18.11)	50m: 32.11 (17.59)	75m: 49.53 (17.42)		
33	 Clayden Emlyn	20	 Vikings Swi...	0.73	1:07.70 Entry: 1:06.96 (+0.74)
	25m: 14.40 100m: 1:07.70 (18.53)	50m: 31.42 (17.02)	75m: 49.17 (17.75)		
34	 Solodi Nico	18	 Aquagym S...	0.65	1:08.23 Entry: 1:07.86 (+0.37)



25m: 14.63 50m: 31.96 (17.33) 75m: 49.88 (17.92)
100m: 1:08.23 (18.35)

35  **Shanks Curtis** 17  **Jasi Swim ...** 0.74 **1:08.36**
Entry: 1:06.84 (+1.52)

25m: 14.42 50m: 31.68 (17.26) 75m: 49.67 (17.99)
100m: 1:08.36 (18.69)

36  **Swanepoel Jonathan** 17  **Coast Swi...** 0.66 **1:08.45**
Entry: 1:07.40 (+1.05)

25m: 14.36 50m: 31.73 (17.37) 75m: 49.52 (17.79)
100m: 1:08.45 (18.93)

37  **Zhao Rick** 14  **Howick Pak...** 0.69 **1:08.48**
Entry: 1:10.05 (-1.57)

25m: 14.18 50m: 31.19 (17.01) 75m: 49.09 (17.90)
100m: 1:08.48 (19.39)

38  **Wang Runxiang** 14  **Coast Swi...** 0.67 **1:08.56**
Entry: 1:10.42 (-1.86)

25m: 14.84 50m: 32.08 (17.24) 75m: 49.97 (17.89)
100m: 1:08.56 (18.59)

39  **Anderson Roman** 15  **Tawa Swim...** 0.72 **1:08.93**
Entry: 1:09.82 (-0.89)

25m: 14.40 50m: 31.89 (17.49) 75m: 50.10 (18.21)
100m: 1:08.93 (18.83)

39  **Pask Zack** 16  **Liz van Wel...** 0.74 **1:08.93**
Entry: 1:08.68 (+0.25)

25m: 14.78 50m: 32.18 (17.40) 75m: 50.17 (17.99)
100m: 1:08.93 (18.76)

41  **Lovell Nicholas** 19  **Waimea Sw...** 0.65 **1:09.32**
Entry: 1:09.89 (-0.57)

25m: 14.45 50m: 31.83 (17.38) 75m: 50.20 (18.37)
100m: 1:09.32 (19.12)

42  **Cadigan Jake** 17  **North Cant...** 0.68 **1:09.40**
Entry: 1:12.18 (-2.78)

25m: 15.31 50m: 32.87 (17.56) 75m: 51.07 (18.20)
100m: 1:09.40 (18.33)

43  **Walker Nathan** 19  **Aquagym S...** 0.66 **1:09.46**
Entry: 1:06.86 (+2.60)

25m: 14.78 50m: 32.39 (17.61) 75m: 50.58 (18.19)
100m: 1:09.46 (18.88)

44  **Smith Michael** 17  **SwimZone ...** 0.71 **1:09.48**
Entry: 1:09.74 (-0.26)



























25m: 15.19 50m: 32.93 (17.74) 75m: 51.11 (18.18)
100m: 1:09.48 (18.37)

45  **McAlister Sam** 16  **Wharenui S...** 0.69 **1:09.53**
Entry: 1:10.63 (-1.10)

25m: 14.75 50m: 32.40 (17.65) 75m: 50.51 (18.11)
100m: 1:09.53 (19.02)

46  **Lafoga Alesana** 15  **Waverley S...** 0.74 **1:09.60**
Entry: 1:09.07 (+0.53)

25m: 14.81 50m: 32.15 (17.34) 75m: 50.46 (18.31)
100m: 1:09.60 (19.14)

47	 Sugiyama Taka	16	 Kiwi ASC	0.64	1:09.62 Entry: 1:10.14 (-0.52)
	25m: 14.73 100m: 1:09.62 (19.07)	50m: 32.46 (17.73)	75m: 50.55 (18.09)		
48	 Yang Michael	13	 Phoenix Aq...	0.68	1:09.65 Entry: 1:12.82 (-3.17)
	25m: 15.90 100m: 1:09.65 (17.84)	50m: 33.94 (18.04)	75m: 51.81 (17.87)		
49	 Thompson Robert	16	 North Cant...	0.78	1:09.81 Entry: 1:10.07 (-0.26)
	25m: 15.14 100m: 1:09.81 (18.80)	50m: 32.80 (17.66)	75m: 51.01 (18.21)		
50	 Lee Yen-Cheng	15	 United Swi...	0.68	1:09.96 Entry: 1:10.53 (-0.57)
	25m: 14.87 100m: 1:09.96 (19.76)	50m: 32.13 (17.26)	75m: 50.20 (18.07)		
51	 Perceval Lucas	17	 Central Ha...	0.72	1:10.31 Entry: 1:09.89 (+0.42)
	25m: 14.94 100m: 1:10.31 (19.25)	50m: 32.35 (17.41)	75m: 51.06 (18.71)		
52	 Maunder Jamie	17	 North Shor...	0.70	1:10.35 Entry: 1:09.43 (+0.92)
	25m: 14.68 100m: 1:10.35 (19.77)	50m: 32.31 (17.63)	75m: 50.58 (18.27)		
53	 Charlton Fergus	17	 Kowhai Swi...	0.74	1:10.40 Entry: 1:11.87 (-1.47)
	25m: 15.15 100m: 1:10.40 (19.32)	50m: 32.82 (17.67)	75m: 51.08 (18.26)		
54	 Paki TeRauroha	14	 Northwave ...	0.66	1:10.53 Entry: 1:12.58 (-2.05)
	25m: 15.38 100m: 1:10.53 (18.82)	50m: 33.12 (17.74)	75m: 51.71 (18.59)		
55	 Fuatimau Caden	13	 Mt Wellingt...	0.68	1:10.54 Entry: 1:11.33 (-0.79)
	25m: 15.24 100m: 1:10.54 (18.67)	50m: 33.30 (18.06)	75m: 51.87 (18.57)		
56	 Rouppe van der Voort James	19	 Vikings Swi...	0.75	1:10.75 Entry: 1:10.85 (-0.10)
	25m: 14.96 100m: 1:10.75 (19.56)	50m: 32.57 (17.61)	75m: 51.19 (18.62)		
57	 Otene Jaiah	13	 Stratford Fl...	0.75	1:10.81 Entry: 1:12.90 (-2.09)
	25m: 15.32 100m: 1:10.81 (18.73)	50m: 33.52 (18.20)	75m: 52.08 (18.56)		
58	 Xie Jasper	13	 United Swi...	0.63	1:10.95 Entry: 1:11.97 (-1.02)
	25m: 15.37 100m: 1:10.95 (19.21)	50m: 33.29 (17.92)	75m: 51.74 (18.45)		
59	 Hurbuns Riley	16	 North Shor...	0.71	1:11.10 Entry: 1:10.75 (+0.35)

25m: 14.90 50m: 33.32 (18.42) 75m: 52.17 (18.85)
100m: 1:11.10 (18.93)

60  **Edwards Harry** 15  **Pirates Swi...** 0.66 **1:11.43**
Entry: 1:12.34 (-0.91)

25m: 15.12 50m: 33.57 (18.45) 75m: 52.30 (18.73)
100m: 1:11.43 (19.13)

61  **Jiang Matthew** 14  **United Swi...** 0.74 **1:11.47**
Entry: 1:10.54 (+0.93)

25m: 15.59 50m: 33.72 (18.13) 75m: 52.30 (18.58)
100m: 1:11.47 (19.17)

62  **Bell Lucas** 15  **Tasman Sw...** 0.73 **1:11.53**
Entry: 1:08.85 (+2.68)

25m: 14.96 50m: 33.02 (18.06) 75m: 52.08 (19.06)
100m: 1:11.53 (19.45)

63  **Brady Michael** 15  **North Shor...** 0.66 **1:11.54**
Entry: 1:12.27 (-0.73)

25m: 15.38 50m: 33.80 (18.42) 75m: 52.77 (18.97)
100m: 1:11.54 (18.77)

64  **Xiong Bryan** 14  **Phoenix Aq...** 0.66 **1:11.62**
Entry: 1:13.54 (-1.92)

25m: 15.11 50m: 33.17 (18.06) 75m: 51.99 (18.82)
100m: 1:11.62 (19.63)

65  **Thomas Asher** 13  **Porirua City...** 0.67 **1:11.69**
Entry: 1:13.18 (-1.49)

25m: 15.44 50m: 32.79 (17.35) 75m: 51.51 (18.72)
100m: 1:11.69 (20.18)

66  **Marinzeck Borborema Raphael** 41  **Waimea Sw...** 0.71 **1:11.75**
Entry: 1:11.07 (+0.68)

25m: 15.14 50m: 33.09 (17.95) 75m: 51.65 (18.56)
100m: 1:11.75 (20.10)

67  **Parker Lewis** 15  **Porirua City...** 0.77 **1:11.82**
Entry: 1:11.00 (+0.82)

25m: 14.87 50m: 32.43 (17.56) 75m: 51.22 (18.79)
100m: 1:11.82 (20.60)

68  **Temaiana (V) Toki** 15  **Tahiti** 0.65 **1:11.92**
Entry: 1:12.58 (-0.66)

25m: 14.90 50m: 33.28 (18.38) 75m: 52.65 (19.37)
100m: 1:11.92 (19.27)

69  **Mitchell Caleb** 15  **United Swi...** 0.80 **1:11.96**
Entry: 1:12.39 (-0.43)



























25m: 15.66 50m: 33.87 (18.21) 75m: 52.57 (18.70)
100m: 1:11.96 (19.39)

70  **Swanberg Braith** 17  **Mt Maunga...** 0.64 **1:11.97**
Entry: 1:10.49 (+1.48)



25m: 14.91 50m: 33.01 (18.10) 75m: 52.24 (19.23)
100m: 1:11.97 (19.73)

71  **Tilley Christopher** 15  **St Paul's S...** 0.71 **1:12.25**
Entry: 1:12.51 (-0.26)

25m: 15.82 50m: 34.15 (18.33) 75m: 53.05 (18.90)
100m: 1:12.25 (19.20)

72	 Mills Frederick	14	 Tawa Swim...	0.64	1:12.30 Entry: 1:10.24 (+2.06)
	25m: 14.82 100m: 1:12.30 (20.08)	50m: 33.11 (18.29)	75m: 52.22 (19.11)		
73	 Burns Remy	17	 Pukekohe ...	0.75	1:12.58 Entry: 1:10.94 (+1.64)
	25m: 15.13 100m: 1:12.58 (20.21)	50m: 33.25 (18.12)	75m: 52.37 (19.12)		
74	 Jung-Ishida Kai	15	 Swim Rotor...	0.67	1:12.62 Entry: 1:11.36 (+1.26)
	25m: 15.92 100m: 1:12.62 (19.70)	50m: 34.36 (18.44)	75m: 52.92 (18.56)		
75	 Yuan Gary	16	 Roskill Swi...	0.66	1:12.68 Entry: 1:11.73 (+0.95)
	25m: 15.23 100m: 1:12.68 (19.79)	50m: 33.56 (18.33)	75m: 52.89 (19.33)		
76	 Liu Sonny	14	 North Shor...	0.63	1:12.99 Entry: 1:14.78 (-1.79)
	25m: 16.07 100m: 1:12.99 (19.74)	50m: 34.45 (18.38)	75m: 53.25 (18.80)		
77	 Ling Byron	14	 Howick Pak...	0.68	1:13.36 Entry: 1:14.44 (-1.08)
	25m: 15.96 100m: 1:13.36 (19.64)	50m: 34.32 (18.36)	75m: 53.72 (19.40)		
77	 Wang Henry	14	 United Swi...	0.66	1:13.36 Entry: 1:13.25 (+0.11)
	25m: 15.56 100m: 1:13.36 (19.69)	50m: 34.29 (18.73)	75m: 53.67 (19.38)		
79	 Drain (V) Alexander	14	 Australia	0.77	1:13.58 Entry: 1:12.80 (+0.78)
	25m: 15.75 100m: 1:13.58 (20.20)	50m: 34.06 (18.31)	75m: 53.38 (19.32)		
80	 O'Connor-Close Ewan	15	 Pirates Swi...	0.67	1:13.69 Entry: 1:13.04 (+0.65)
	25m: 15.70 100m: 1:13.69 (19.82)	50m: 34.52 (18.82)	75m: 53.87 (19.35)		
81	 Heerikhuisen Jaden	14	 St Peter's S...	0.68	1:14.02 Entry: 1:13.77 (+0.25)
	25m: 16.39 100m: 1:14.02 (19.58)	50m: 35.26 (18.87)	75m: 54.44 (19.18)		
82	 Searle Bradley	15	 United Swi...	0.62	1:14.51 Entry: 1:11.79 (+2.72)
	25m: 15.30 100m: 1:14.51 (21.36)	50m: 33.70 (18.40)	75m: 53.15 (19.45)		
83	 Ng Martin	13	 United Swi...	0.77	1:14.74 Entry: 1:12.51 (+2.23)
	25m: 15.53 100m: 1:14.74 (21.05)	50m: 33.99 (18.46)	75m: 53.69 (19.70)		
84	 Reiher Patrick	13	 Porirua City...	0.75	1:14.79 Entry: 1:18.27 (-3.48)



25m: 16.38 50m: 35.34 (18.96) 75m: 54.78 (19.44)
100m: 1:14.79 (20.01)

85  Pennington Kyan 14  Phoenix Aq... 0.73 **1:14.92**
Entry: 1:16.18 (-1.26)



25m: 16.36 50m: 35.79 (19.43) 75m: 55.17 (19.38)
100m: 1:14.92 (19.75)

86  Eagar (V) Alex 14  Australia 0.68 **1:14.98**
Entry: 1:16.52 (-1.54)

25m: 16.23 50m: 35.16 (18.93) 75m: 54.56 (19.40)
100m: 1:14.98 (20.42)

87  Irvine (V) Koby 14  Australia 0.67 **1:15.25**
Entry: 1:15.91 (-0.66)



25m: 16.64 50m: 35.71 (19.07) 75m: 55.28 (19.57)
100m: 1:15.25 (19.97)

88  Henderson Travis 13  HPK Swimm... 0.75 **1:15.29**
Entry: 1:17.79 (-2.50)



25m: 15.88 50m: 35.06 (19.18) 75m: 54.91 (19.85)
100m: 1:15.29 (20.38)

89  Norgate Charlie 14  Jasi Swim ... 0.68 **1:15.36**
Entry: 1:13.70 (+1.66)

25m: 16.58 50m: 35.84 (19.26) 75m: 55.57 (19.73)
100m: 1:15.36 (19.79)

90  Vorster Johan-Albert 13  North Shor... 0.68 **1:15.38**
Entry: 1:20.50 (-5.12)



25m: 16.72 50m: 35.94 (19.22) 75m: 55.62 (19.68)
100m: 1:15.38 (19.76)

91  Laigle (V) Karyl 14  Olympique ... 0.67 **1:15.56**
Entry: 1:16.83 (-1.27)



25m: 16.01 50m: 34.86 (18.85) 75m: 54.33 (19.47)
100m: 1:15.56 (21.23)

92  Sims Vardan 18  Swim Timaru 0.71 **1:15.72**
Entry: 1:11.48 (+4.24)



25m: 15.71 50m: 34.47 (18.76) 75m: 54.47 (20.00)
100m: 1:15.72 (21.25)

93  Savry Emeric 15  North Cant... 0.74 **1:15.82**
Entry: 1:12.21 (+3.61)



25m: 15.87 50m: 34.94 (19.07) 75m: 55.15 (20.21)
100m: 1:15.82 (20.67)

94  Forbes Jacob 13  North Shor... 0.66 **1:16.06**
Entry: 1:15.91 (+0.15)

















25m: 16.66 50m: 35.80 (19.14) 75m: 55.67 (19.87)
100m: 1:16.06 (20.39)

95  Callow William 13  Aquagym S... 0.78 **1:16.22**
Entry: 1:18.36 (-2.14)

25m: 16.52 50m: 36.05 (19.53) 75m: 56.05 (20.00)
100m: 1:16.22 (20.17)

96  Tauu Isaiah 13  Pukekohe ... 0.71 **1:16.35**
Entry: 1:19.01 (-2.66)

25m: 15.89 50m: 35.06 (19.17) 75m: 55.52 (20.46)
100m: 1:16.35 (20.83)

97	 Jenkins Connor	14	 Ashburton ...	0.79	1:16.73 Entry: 1:13.78 (+2.95)
	25m: 16.19 100m: 1:16.73 (21.25)	50m: 35.31 (19.12)	75m: 55.48 (20.17)		
98	 Pascoe Jacob	14	 Northwave ...	0.68	1:16.77 Entry: 1:15.83 (+0.94)
	25m: 16.11 100m: 1:16.77 (20.76)	50m: 35.55 (19.44)	75m: 56.01 (20.46)		
99	 Rowland Dominic	13	 Whakatane...	0.72	1:17.39 Entry: 1:17.67 (-0.28)
	25m: 16.63 100m: 1:17.39 (20.97)	50m: 36.25 (19.62)	75m: 56.42 (20.17)		
99	 Suh Junu	13	 United Swi...	0.80	1:17.39 Entry: 1:14.19 (+3.20)
	25m: 16.51 100m: 1:17.39 (21.52)	50m: 35.49 (18.98)	75m: 55.87 (20.38)		
101	 Chen Cody	13	 Porirua City...	0.64	1:17.41 Entry: 1:21.61 (-4.20)
	25m: 16.59 100m: 1:17.41 (21.30)	50m: 35.90 (19.31)	75m: 56.11 (20.21)		
102	 Yu Harold	13	 Triton Swim...	0.66	1:17.68 Entry: 1:20.28 (-2.60)
	25m: 16.65 100m: 1:17.68 (21.20)	50m: 36.05 (19.40)	75m: 56.48 (20.43)		
103	 Beeby Hugo	13	 Neptune S...	0.68	1:17.90 Entry: 1:18.97 (-1.07)
	25m: 16.97 100m: 1:17.90 (21.11)	50m: 36.35 (19.38)	75m: 56.79 (20.44)		
104	 Li Anthony	13	 Nga Tai Tu...	0.65	1:22.67 Entry: 1:21.20 (+1.47)
	25m: 17.09 100m: 1:22.67 (23.81)	50m: 37.62 (20.53)	75m: 58.86 (21.24)		
-	 Aloua Finn	13	 United Swi...	0.65	DSQ